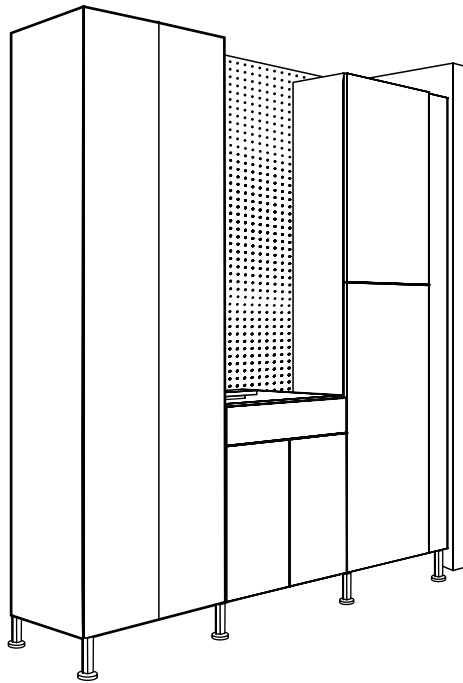


# SUPPORTING INFORMATION FOR GARAGE CABINETS

- *Cabinet library and configurations*
- *Order form and instructions*
- *QR code links to materials and other information*



- 1 CHOOSE YOUR CASE MATERIAL
- 2 CHOOSE YOUR DRAWER TYPES
- 3 CHOOSE YOUR DOOR FINISHES
- 4 FILL OUT OUR ORDER FORM





# 1. CABINET SPECIFICATIONS



- 1 Confirmat Construction using  $\frac{3}{4}$ " White/Gray Melamine on 90lb Commercial Grade Particle Board (CQ DEFAULT)
- 2 Soft Close Hinges.
- 3 Full Overlay Doors available in White/Gray Melamine or American Laminates EIR Collection.
- 4 White or Gray Melamine Drawers.
- 5 Soft Close Drawers.

## BOX MATERIAL

- 1. WHITE MELAMINE
- 2. GRAY MELAMINE

All cabinets are **MADE IN USA** and come **ASSEMBLED** with soft close hardware. Garages cabinets will come with no backs (CQ DEFAULT) but customers can request to upgrade to  $\frac{1}{4}$ " backs. They also come with 4" Leg Levelers (but customers can request NO leg levelers option). Cabinets DO NOT include finished ends, fillers, toe kick (front) material or handles. All these items will have to be specified and added as part of your order.

## 2. DOOR AND DRAWER SPECIFICATIONS

**DOWEL DRAWERS**



**SLAB DOOR**



**WHITE OR GRAY MELAMINE**

**MATERIALS &  
COMMON BRANDS**

- 1) WHITE MELAMINE
- 2) GRAY MELAMINE
- 3) AMERICAN LAMINATES

**\*Please contact Cabinets Quick to check any material & sample availability or to place a sample order.**


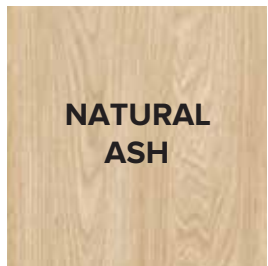
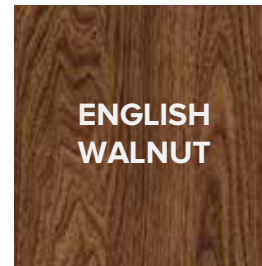



# 3. DOOR FINISHES

**MELAMINE** *Is an excellent choice of material for kitchen doors as it is highly durable, moisture resistant and extremely cost effective.*

## A) WHITE AND GRAY MELAMINE



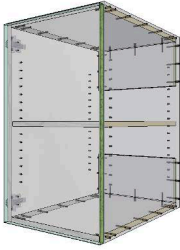
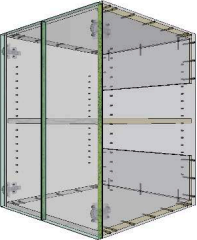
## B) AMERICAN LAMINATES EIR COLLECTION

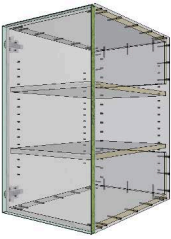
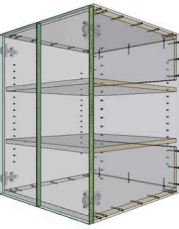


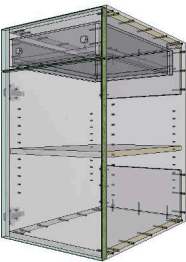
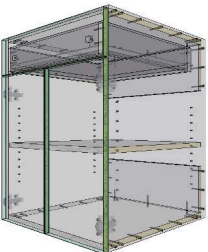
*\*Scan the QR CODE and find out more AMLAM finishes*

# 4. CABINET CONFIGURATIONS

## GARAGE STANDARD BASE CABINETS


GARAGE BASE: 1 SHELF		SKU	DIMENSIONS <i>*BEST PRACTICE SIZES - OPEN FOR CUSTOMIZATION</i>
1 DOOR		GARAGE B: 1 SH - 1 DR	<b>W:</b> from 12" to 24" <b>D:</b> from 18" to 24" <i>*(CQ Default) 24"D + Door = 25"</i> <b>H:</b> 30.5" (CQ Default) <i>*Does not include 4" toe kick height</i> <i>**Customer can customize the final height</i>
2 DOORS		GARAGE B: 1 SH - 2 DR	<b>W:</b> from 24" to 48" <b>D:</b> from 18" to 24" <i>*(CQ Default) 24"D + Door = 25"</i> <b>H:</b> 30.5" <i>*Does not include 4" toe kick height</i> <i>**Customer can customize the final height</i>

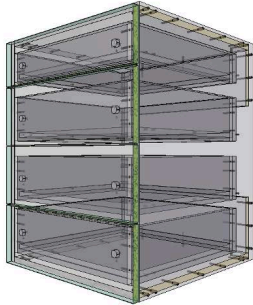
GARAGE BASE: 2 SHELVES		SKU	DIMENSIONS <i>*BEST PRACTICE SIZES - OPEN FOR CUSTOMIZATION</i>
1 DOOR		GARAGE B: 2 SH - 1 DR	<b>W:</b> from 12" to 24" <b>D:</b> from 18" to 24" <i>*(CQ Default) 24"D + Door = 25"</i> <b>H:</b> 30.5" (CQ Default) <i>*Does not include 4" toe kick height</i> <i>**Customer can customize the final height</i>
2 DOORS		GARAGE B: 2 SH - 2 DR	<b>W:</b> from 24" to 48" <b>D:</b> from 18" to 24" <i>*(CQ Default) 24"D + Door = 25"</i> <b>H:</b> 30.5" <i>*Does not include 4" toe kick height</i> <i>**Customer can customize the final height</i>

GARAGE BASE: 1 TOP DRAWER 1 SHELF		SKU	DIMENSIONS <i>*BEST PRACTICE SIZES - OPEN FOR CUSTOMIZATION</i>
1 DOOR		GARAGE B: 1DWR - 1SH - 1DR	<b>W:</b> from 12" to 24" <b>D:</b> from 18" to 24" <i>*(CQ Default) 24"D + Door = 25"</i> <b>H:</b> 30.5" (CQ Default) <i>*Does not include 4" toe kick height</i> <i>**Customer can customize the final height</i>
2 DOORS		GARAGE B: 1DWR - 1SH - 2DR	<b>W:</b> from 24" to 36" <b>D:</b> from 18" to 24" <i>*(CQ Default) 24"D + Door = 25"</i> <b>H:</b> 30.5" <i>*Does not include 4" toe kick height</i> <i>**Customer can customize the final height</i>

# 4. CABINET CONFIGURATIONS

## GARAGE DRAWER BASE CABINETS

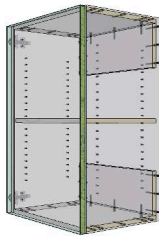
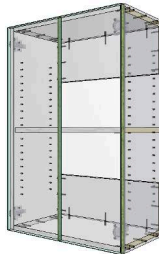
GARAGE BASE: 3 DRAWERS		SKU	DIMENSIONS <i>*BEST PRACTICE SIZES - OPEN FOR CUSTOMIZATION</i>
3 DRAWER FRONTS		GARAGE B: 3 DWR	<p><b>W:</b> from 12" to 36"</p> <p><b>D:</b> from 21" to 24" <i>*(CQ Default) 24"D + Door = 25"</i></p> <p><b>H:</b> 30.5" <i>*Does not include 4" toe kick height</i> <i>**Customer can customize the final height</i></p>

GARAGE BASE: 4 DRAWERS		SKU	DIMENSIONS <i>*BEST PRACTICE SIZES - OPEN FOR CUSTOMIZATION</i>
4 DRAWER FRONTS		GARAGE B: 4 DWR	<p><b>W:</b> from 12" to 36"</p> <p><b>D:</b> from 21" to 24" <i>*(CQ Default) 24"D + Door = 25"</i></p> <p><b>H:</b> 30.5" <i>*Does not include 4" toe kick height</i> <i>**Customer can customize the final height</i></p>




# 4. CABINET CONFIGURATIONS

## GARAGE WALL CABINETS

GARAGE WALL: 1 SHELF		SKU	DIMENSIONS <i>*BEST PRACTICE SIZES - OPEN FOR CUSTOMIZATION</i>
<b>1 DOOR</b>		<b>GARAGE W: 1SH-1DR</b>	<b>W:</b> from 15" to 24" <b>D:</b> from 8" to 24" <i>*(CQ Default) 13"D + Door = 14"</i> <b>H:</b> from 12" to 24"
<b>2 DOORS</b>		<b>GARAGE W: 1SH-2DR</b>	<b>W:</b> from 24" to 48" <b>D:</b> from 8" to 24" <i>*(CQ Default) 13"D + Door = 14"</i> <b>H:</b> from 12" to 24"



GARAGE WALL: 2 SHELVES		SKU	DIMENSIONS <i>*BEST PRACTICE SIZES - OPEN FOR CUSTOMIZATION</i>
<b>1 DOOR</b>		<b>GARAGE W: 2SH-1DR</b>	<b>W:</b> from 15" to 24" <b>D:</b> from 8" to 24" <i>*(CQ Default) 13"D + Door = 14"</i> <b>H:</b> from 24" to 40"
<b>2 DOORS</b>		<b>GARAGE W: 2SH-2DR</b>	<b>W:</b> from 24" to 48" <b>D:</b> from 8" to 24" <i>*(CQ Default) 13"D + Door = 14"</i> <b>H:</b> from 24" to 40"

GARAGE VERTICAL LIFT WALL CABINET		SKU	DIMENSIONS <i>*BEST PRACTICE SIZES - OPEN FOR CUSTOMIZATION</i>
<b>1 DOOR</b>	Includes: (1) Swing-Up Fitting Model D 	<b>GARAGE W: V-1SH-1DR</b>	<b>W:</b> 30" to 48" <b>D:</b> from 8" to 24" <i>*(CQ Default) 13"D + Door = 14"</i> <b>H:</b> from 18" to 24"




# 4. CABINET CONFIGURATIONS


## GARAGE TALL CABINETS


GARAGE TALL: 5 SHELVES		SKU	DIMENSIONS <i>*BEST PRACTICE SIZES - OPEN FOR CUSTOMIZATION</i>
<b>1 DOOR</b>		<b>GARAGE T: 5SH - 1DR</b>	<p><b>W:</b> from 12" to 24"</p> <p><b>D:</b> from 12" to 24" <i>*(CQ Default) 24"D + Door = 25"</i></p> <p><b>H:</b> 88", 90" or 92" (CQ Recommendations) <i>*Does not include 4" toe kick height</i> <i>**Customer can customize the final height from 30.5" to 95"</i></p>
<b>2 DOORS</b>		<b>GARAGE T: 5SH - 2DR</b>	<p><b>W:</b> from 24" to 48"</p> <p><b>D:</b> from 12" to 24" <i>*(CQ Default) 24"D + Door = 25"</i></p> <p><b>H:</b> 88", 90" or 92" (CQ Recommendations) <i>*Does not include 4" toe kick height</i> <i>**Customer can customize the final height from 30.5" to 95"</i></p>


# 4. CABINET CONFIGURATIONS


## FILLERS AND PANELS


GARAGE BASE FILLER (L/R)	SKU	DIMENSIONS <i>*BEST PRACTICE SIZES - OPEN FOR CUSTOMIZATION</i>
	GARAGE BASE FILLER L	<b>W:</b> 2" <i>*Filler will always come 1" wider than ordered</i>
	GARAGE BASE FILLER R	<b>H:</b> 30.5" <i>**Customer to indicate specific sizes</i> <i>***We recommend to match with base cabinets dimensions</i>

GARAGE WALL APPLIED END PANEL	SKU	DIMENSIONS <i>*BEST PRACTICE SIZES - OPEN FOR CUSTOMIZATION</i>
	GARAGE WALL APPLIED END	<b>W:</b> from 8" to 24" <b>H:</b> from 12" to 40" <i>*Customer to indicate specific sizes</i> <i>**We recommend to match with wall cabinets dimensions</i>

GARAGE BASE APPLIED END PANEL	SKU	DIMENSIONS <i>*BEST PRACTICE SIZES - OPEN FOR CUSTOMIZATION</i>
	GARAGE BASE APPLIED END	<b>W:</b> from 18" to 25" <b>H:</b> 30.5" <i>*Customer to indicate specific sizes</i> <i>**We recommend to match with base cabinets dimensions</i>



GARAGE TALL FILLER (L/R)	SKU	DIMENSIONS <i>*BEST PRACTICE SIZES - OPEN FOR CUSTOMIZATION</i>
	GARAGE TALL FILLER L	<b>W:</b> 2" <i>*Filler will always come 1" wider than ordered</i>
	GARAGE TALL FILLER R	<b>H:</b> 88", 90" or 92" <i>**Customer to indicate specific sizes</i> <i>***We recommend to match with tall cabinets dimensions</i>



GARAGE WALL FILLER (L/R)	SKU	DIMENSIONS <i>*BEST PRACTICE SIZES - OPEN FOR CUSTOMIZATION</i>
	GARAGE WALL FILLER L	<b>W:</b> 2" <i>*Filler will always come 1" wider than ordered</i>
	GARAGE WALL FILLER R	<b>H:</b> from 12" to 40" <i>**Customer to indicate specific sizes</i> <i>***We recommend to match with wall cabinets dimensions</i>


GARAGE TALL APPLIED END PANEL	SKU	DIMENSIONS <i>*BEST PRACTICE SIZES - OPEN FOR CUSTOMIZATION</i>
	GARAGE TALL APPLIED END	<b>W:</b> from 12" to 25" <b>H:</b> 88", 90" or 92" <i>**Customer to indicate specific sizes</i> <i>***We recommend to match with tall cabinets dimensions</i>


# 4. CABINET CONFIGURATIONS


## ACCESSORIES

<b>3/4" MELAMINE TOP</b>		<b>WHITE</b>	<b>LONDON GRAY</b>
Finished on all four sides   White   London Gray	<b>19"D</b>	WMT-1519	LGMT-1519
		WMT-1819	LGMT-1819
		WMT-2419	LGMT-2419
	<b>22"D</b>	WMT-1522	LGMT-1522
		WMT-1822	LGMT-1822
		WMT-2422	LGMT-2422
	<b>25"D</b>	WMT-1525	LGMT-1525
		WMT-1825	LGMT-1825
		WMT-2425	LGMT-2425

<b>CABINET PULLS</b>		<b>ITEM NO</b>	<b>DIMENSIONS</b>
	<b>Channel</b>	OA5088	12' length (cut to size)
	<b>Bar</b>	218SS	10"w

<b>1.5" WOOD TOP</b>		<b>DIMENSIONS</b>
Butcher Block Wood Top  	<b>27"D</b>	4'
		6'
		8'
		10'
		12'

<b>WHITE SCREW COVERS</b>		<b>ITEM NO</b>	<b>DIMENSIONS</b>
Use these PVC circles to cover standard screw heads. A good alternative to Applied Finished Ends. 		FC-WH0916	9/16" Diameter
		FC-WH1116	11/16" Diameter

<b>LEG LEVELLERS</b>		<b>ITEM NO</b>	<b>DIMENSIONS</b>
	<b>Plastic</b>	TP03	4" - 6"
	<b>Metal</b>	637.59.932	4" - 6.75"


# 4. CABINET CONFIGURATIONS

ACCESSORIES

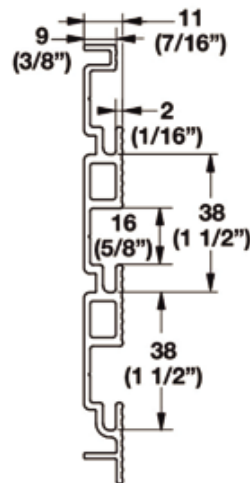
## Omni Track® Storage System

Omni Track® is a garage organization system consisting of 4.75”h wall mounted tracks. Simply attach tracks to studs in dry wall with pan head screws and start organizing the garage of your dreams. A wide range of accessories can be purchased, all of which simply slide into the grooves of the track pieces. Add an accessory kit based on your lifestyle or order hooks and organizers separately.

Tracks can be purchased in 48”w or 97”w kits. Tracks can be used individually or configured into a panel by seamlessly overlapping the tracks above one another. Purchase multiple track kits to cover large areas.



size/height of each track



Track Kits	Item	Item No
Installation hardware included (4) 48”w tracks or (2) 97”w tracks  order multiple kits for large areas	48” Track Kit	792.00.001
	97” Track Kit	792.00.002



Sports Kit	Item No
(2) Heavy Duty Activity Hooks (1) 16” Heavy Duty Utility Hook (2) Heavy Duty Bike Hooks (2) Heavy Duty Utility Hooks (2) Large Storage Bins	792.02.000



Work/Craft Bench Kit	Item No
(3) Plier Hooks (3) Wrench Hooks (3) Screwdriver Hooks (3) Single Hook (1) Paper Organizer (2) Hand Tool Hooks (2) Small Storage Bins (2) Medium Storage Bins (2) Large Storage Bins	792.02.240











Garden/Lawn Kit	Item No
(4) Heavy Duty Garden Tool Hooks (1) Heavy Duty Hose Hook (2) Heavy Duty Utility Hooks (2) Hand Tool Hooks (1) Large Storage Bins	792.02.241











# 4. CABINET CONFIGURATIONS





ACCESSORIES



Omni Track Tool Hooks			
Pliers	Wrench	Screwdriver	Hand Tool
			
792.02.250	792.02.251	792.02.252	792.02.255

Omni Track Wire Baskets			
Basket Hook	17" w x 6" h x 14" d	17" w x 11" h x 14" d	23" w x 19" h x 15" d
			
792.02.007	547.38.632	547.38.636	547.42.642

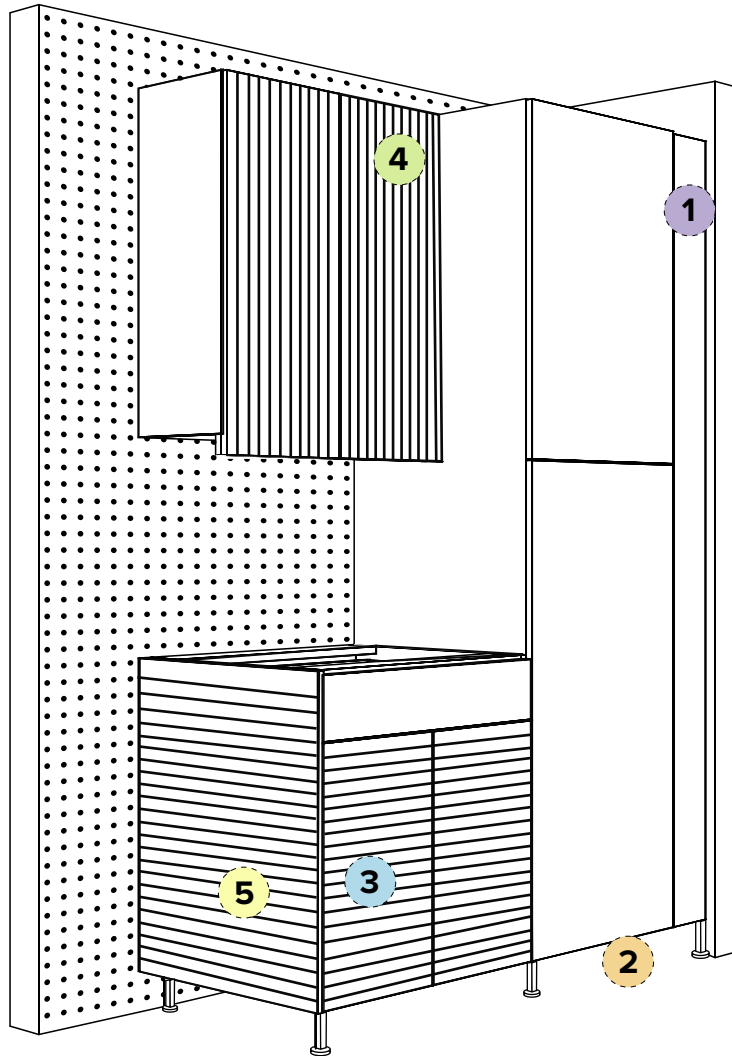
Omni Track Utility Hooks			
Single Hook	5.5" Heavy Duty	14" Heavy Duty	16" Heavy Duty
			
792.02.253	792.02.203	792.02.070	792.02.005

Omni Track Storage Bins			
4" w x 3" h x 5" d	4" w x 3" h x 7" d	5" w x 5" h x 10" d	3" w x 3" h x 1.5" d
			
792.02.380	792.02.381	792.02.382	818.83.940

Omni Track Heavy Duty Hooks			
Bike	Garden Tool	Hose	Activity Rack
			
792.02.201	792.02.200	792.02.202	792.02.004

Omni Track Miscellaneous	
Paper Organizer	Small Shelf Bracket
	
792.02.254	For Shelves 12" d or less 792.02.060

# 5. TECHNICAL SUPPORT INFORMATION



- 1 Filler
- 2 Leg Levelers
- 3 Horizontal Grain
- 4 Vertical Grain
- 5 Finish End



## 6. TERMS AND CONDITIONS



**PAYMENT.** A 50% deposit on all orders, due at the time of acknowledgment of approval. The deposit must be received prior to production. We require that the remaining balance must be paid prior to pick up or shipment. Deposit and/or final payment may be made by: Cash, Check, Cashiers Check, Credit Card. We accept Visa and Master Card. If sending a check or cashiers check, orders may be delayed until funds clear the bank.

**Please note, absence of a deposit will delay production and absence of final payment will delay pick up or shipping.**

**ORDER PROCESSING.** Phone orders are not accepted due to the many errors that may arise from miscommunication. Please check your order form carefully for item size, quantity, color, etc. Your order will be processed sent for your acknowledgment, which must be signed and returned.

**REVISIONS.** Your order or estimate will be entered and then allow first and second customer revision ( acknowledgment ) for no additional charge. Any additional customer required revisions will require a fee of \$60 per revision cycle. Each time an order or estimate is revised it will be re-acknowledged. Any revision charges will be clearly shown on the latest acknowledgment.

**LEAD TIME.** Lead time varies depending on the current production schedule. More accurate lead times will be given when order is approved. Every reasonable attempt to ship by projected ship date will be made, but may be affected by special ordered material, non-payment of deposit, numerous revisions to an order, etc.

**RUSH ORDER SERVICES.** Rush Orders will be available for orders under 50 cabinet. Rush orders may be requested, but availability is not always guaranteed. Rush Order requests may be made for an additional 25%, with the minimum fee being \$500.

**CHANGES TO APPROVED ORDERS.** Requested revisions after an order is signed and approved by customer are never guaranteed. If the order is already in production, customers will incur a net charge based on time and any materials which may be affected.

**SHIPPING AND HANDING.** Because of the nature of our custom orders, it is impossible to determine the exact cost for shipping each order until the order is completed. We strive to provide our customers with the safest and most affordable means in all deliveries. Please be advised that delivery is not included in the price of the cabinets and all shipping charges are the responsibility of the customer. Customer should verify that the delivery truck can safely drive on all roads leading up to delivery destination. If inaccessible for any reason deemed necessary by the driver, customer is responsible for picking up their order from the shipping distribution center.

**DELIVERY AND INSPECTION.** Buyer shall have the right to inspect the goods with in five (5) days of delivery at the shipping address. Please note, after 5 days any order discrepancies are void. No exceptions. All products leave our factory in good condition and properly packaged. All claims for damaged or broken merchandise must be made through carrier. Any damage that is apparent up on delivery must be noted over the freight carrier delivery receipt. If the damage is severe ,we recommend you refuse the shipment entirely. All claims for damaged or broken merchandise must be made through carrier.

**INSTALLATION.** We do not accept responsibility or liability for installation of any product. We recommend using a professional installer for best results. Cabinets Quick is not responsible for problems arising from improper installation, use or care.



# 8. WARRANTY



## LIMITED LIFETIME WARRANTY

Cabinets Quick here by warrants to the first and original purchaser, for residential applications only, that all cabinets, including system hardware, are free from defects in materials and workmanship for a period of (10) years and all doors and drawer fronts for a period of (1) year. This warranty is expressly limited to repair or replacement of the defective part at the sole discretion of Cabinets Quick and does not include labor for removal or replacement. This warranty does not extend to defects caused by improper handling, storage, installation, assembly or disassembly, intentional damage, product modifications, exposure to the elements including humidity which may result in warping or splitting, accidental misuse, abuse or negligence.

**LIFETIME.** Cabinets Quick offers a lifetime warranty for all Soft Close Hinges and Drawer Guides. This warranty runs for as long as you own your cabinets and begins upon the date of delivery to you.

**Heat & Humidity.** Various cooking appliances produce a lot of heat or humidity. It is very important to make sure these products are positioned so rising heat is not trapped or confined. Thermofoil and edge-banding on doors cannot be exposed to temperatures beyond 170 degrees for extended periods of time without risking permanent damage, which are not covered under the warranty.

**Sunlight and Aging.** Materials may vary in texture, color and wood grain, and exhibit subtle changes as they age. For example, wood joints may eventually have visible cracking around the joint area and cabinet colors may darken or lighten over time. Sunlight, smoke, moisture, household cleaners and other environmental conditions may cause materials to vary from their original color and/or to warp, split or crack. These variations are considered to be the nature of the material in relation to their environmental exposure and are not covered under this warranty.

Cabinets Quick makes no other warranties other than those set forth herein and all other warranties are hereby disclaimed. The implied warranties of merchantability and fitness for a particular purpose are limited in duration to the length of the limited warranty period. The limited warranties set forth herein are restricted to the first and original buyer and are not transferable thereafter. In no event shall Cabinets Quick be liable for incidental or consequential damages to the purchaser or to any third party, including, without limitation, damages arising from personal injury, lost profits, loss of business opportunity, loss of property, economic losses, or statutory or exemplary damages, whether from negligence, warranty, strict liability or otherwise. Some states do not allow the exclusion or limitation of incidental or consequential damages, or limitations on how long an implied warranty lasts, so the above limitations and exclusions may not apply to you. This warranty gives you specific legal rights, and you may also have other rights which vary from state to state. All claims for defective cabinets and accessories must be submitted to Cabinets Quick in writing and must specify the defects present in the cabinets and accessories. After Cabinets Quick has had an opportunity to inspect the cabinets and accessories, they will, at their sole discretion, either replace effective cabinets and accessories or repair any defects in the cabinets and accessories.

## 9. CARE AND MAINTENANCE



**EVERY DAY CARE.** It is important to wipe up spills and water marks as they occur. Give special attention to care as around the sink and dishwasher. Avoid draping damp or wet dish towels over the door of a sink base cabinet. Over time, this moisture can cause permanent water damage to the door. A convenient, out-of-the-way sliding towel rack is recommended.

**DUSTING.** Dust cabinets frequently with a soft lint-free cloth. You can dampen the cloth slightly with water or spray-type dust remover.

**SPILLS.** Clean spills immediately. Use a clean cloth and mild soap if necessary. Wipe dry with a clean soft cloth.

**CLEANING.** There are a number of products available for your wood cleaning needs. Many wood cleaning products are available at many stores nation wide including Bed Bath & Beyond, Walmart and Ace Hardware. A more economical way to remove grease build up over cabinets is to use Fantastik. Apply and remove quickly, then wash your cabinets with a mild soap. After washing, dry thoroughly.

**DON'T.** Never use detergents, soap pads or steel wool on your cabinetry. These harsh abrasives will mar the wood finish. Additionally, we recommend that you avoid the use of paste wax and polishes that contain silicone; the wax build up is difficult to remove and will leave a residue that attracts dust.

**ACRYLIC.** Never use Acetone or Ammonia-based product son Acrylic Panels. Wipe with scratch resistant microfiber clothes with mild detergents ONLY. In the event that your surfaces gets crotched, you may purchase one of our scratch kits.

